



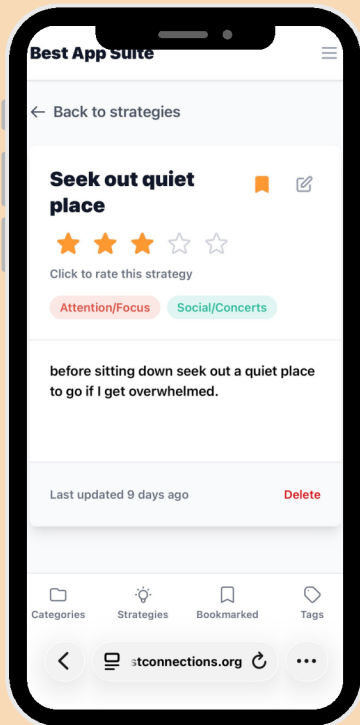
STRATEGIZEMYLIFE


DOCUMENT, ORGANIZE, AND RATE STRATEGIES FOR ANYTIME,
ANYWHERE ACCESS TO USEFUL STRATEGIES



6

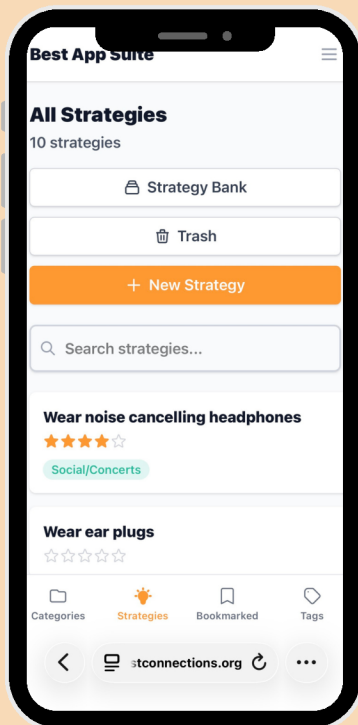
BOOKMARK STRATEGIES



Tap the desired strategy, then tap the Favorites/Bookmark icon  to the right of the strategy name.

7

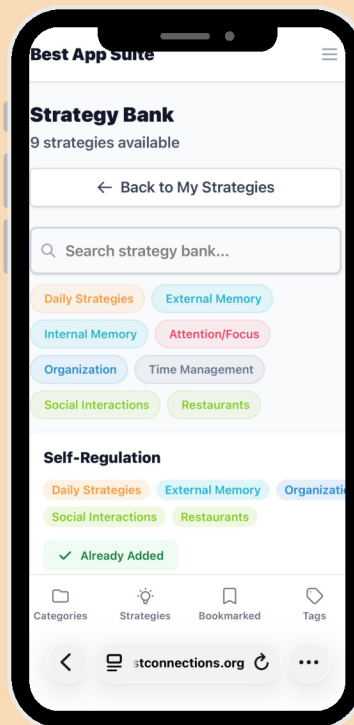
STRATEGY BANK 1



Tap the Strategies tab, then tap Strategy Bank.

8

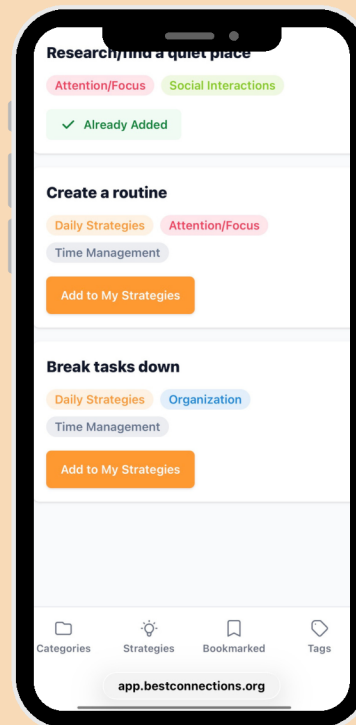
STRATEGY BANK 2



Enter a strategy name to search the strategy bank, or tap the strategy category reference to filter all strategies in the bank by category.

9

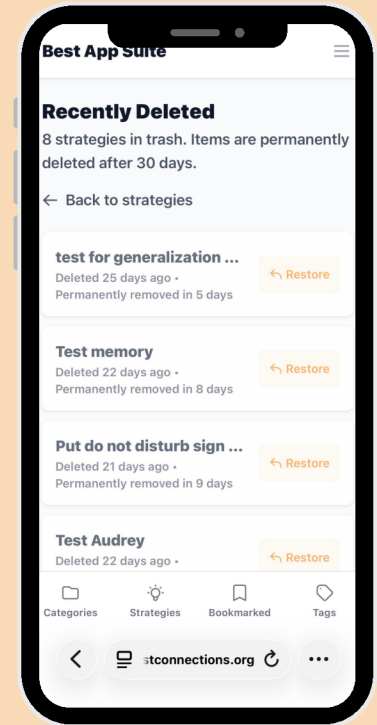
STRATEGY BANK 3



Tap Add to My Strategies to add that strategy to your list of strategies.

10

RECENTLY DELETED



Tap the Strategies tab, then tap Trash to reveal the Recently Deleted option to restore deleted items



STRATEGIZEMYLIFE

DOCUMENT, ORGANIZE, AND RATE STRATEGIES FOR ANYTIME,
ANYWHERE ACCESS TO USEFUL STRATEGIES



1

2

3

4

5

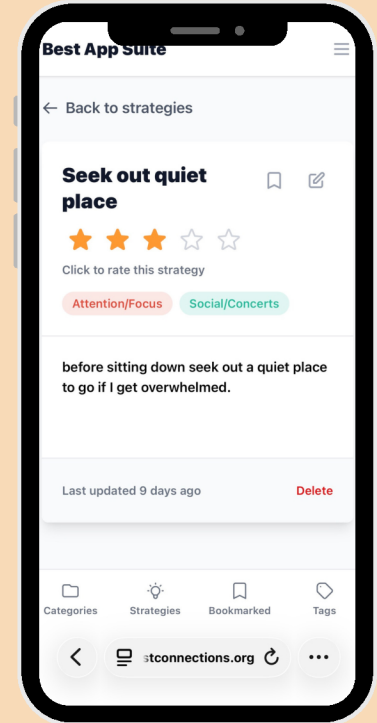
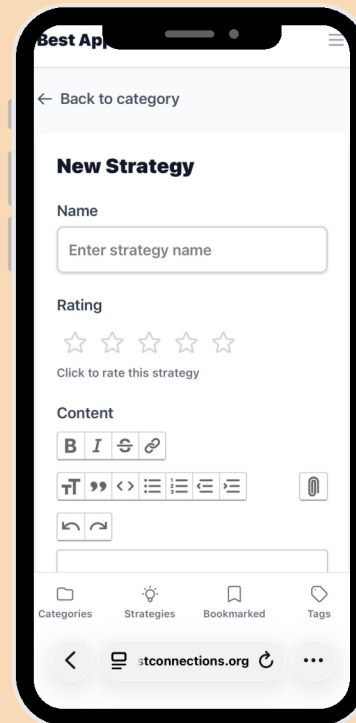
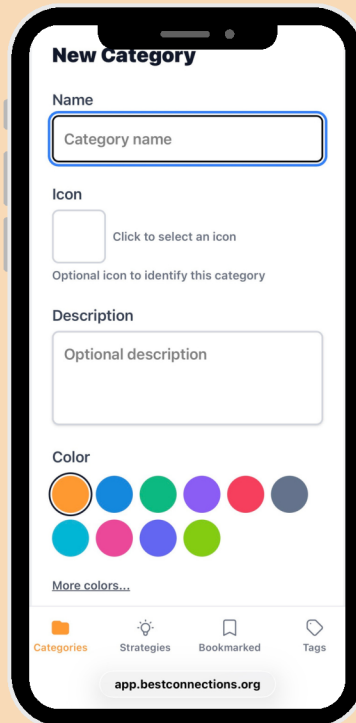
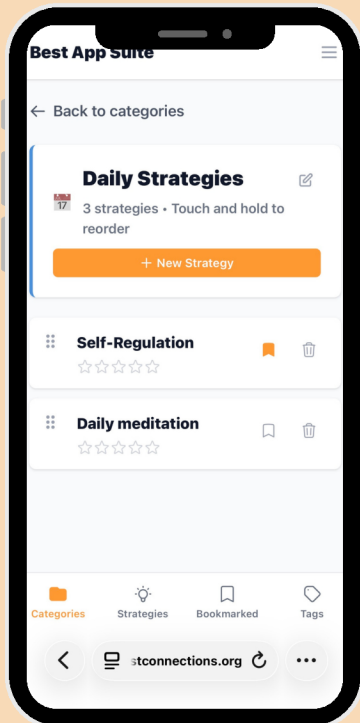
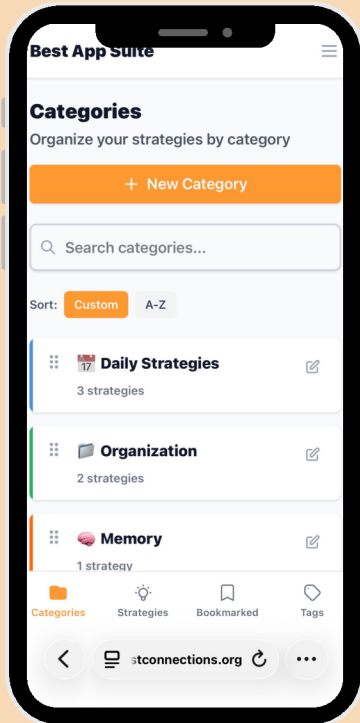
MY CATEGORIES/HOME

VIEW STRATEGIES

ADD CATEGORIES

ADD STRATEGIES

RATE STRATEGIES



View custom categories and strategies on the My Categories/Home screen

Tap the category name to open its list of strategies

Tap +New Category on My Categories screen to add a category, enter category name, icon, description, and color, tap Create Category

Tap +New Strategies from within a category to add a strategy. Include strategy name, content, category, and tag, tap Create Strategy

Tap the desired strategy, then tap the desired rating for that strategy.